

PATH RECESSED Monochromatic

Mid Power LED 24 Vdc

ALDABRA
LUCI CONTEMPORANEA

Submittal

Project: _____ Data: _____
 Product Type: _____ Product Code: _____
 Ordering Info: _____



Product Description

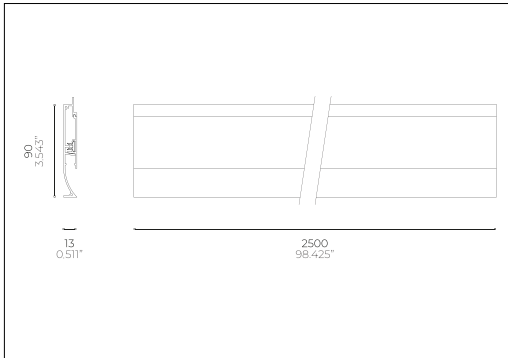
Indoor skirting board light that provides homogeneous indirect illumination for floors or ceilings. Available in aluminium and polycarbonate, with anodized aluminium or matt white finishes.



Light Source

Light Source	_____
Colour Temperature [!]	2700; 3000; 4000 K
Power	15 W/m
Colour Rendering Index	> 90
Chromatic Selection	Mac Adam 2-Step
Light Source Efficiency	lm/W
Fixture Luminous Flux	lm
Central Beam Candle Power (CBCP)	_____
LED Type	_____

Technical Drawing



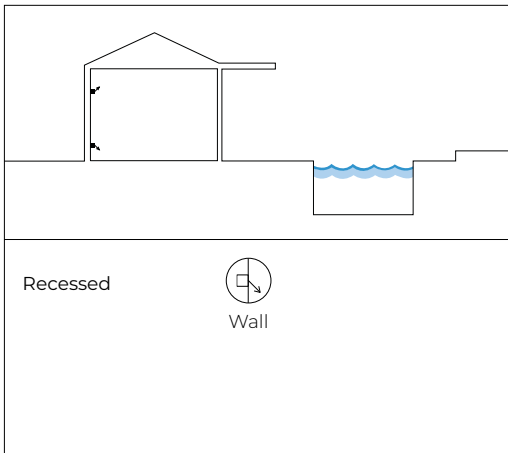
Power Supply

Voltage	24 Vdc Costant Voltage
Dimming	PWM
Dimming Systems Compatibility	0-10V; 1-10V; DALI; DMX
Driver	Remote

Fixture

Materials	Anticorodal Aluminium Alloy UNI 6060; Polycarbonate
Body Finishes [!]	Anodized Aluminium; Matt White
Weight	880 g/m (0.180 lb/ft)
Power Supply Cable	50 m (164 ft) - 1xAWG20 (Red) + 1xAWG20 (Black)
Optics [!]	_____
Diffusers	Opal
Screens	_____

Installation



Temperature and Durability

LED Lifetime T_a 25°C	> 50000 h (TM21 L80 B10 @50000 h)
Fixture Lifetime	> 50000 h
T_a Performance	25°C (77°F)
T_a Operative	-30 ÷ 50 °C (-22 ÷ 122 °F)
Body Temperature	< 90 °C (194 °F)
Surface Temperature	≤ 65 °C (149 °F)

Installation

Electrical Insulation Class	III
IP Protection Degrees	IP44
Impact Resistance	IK06
Driveability	_____
Walkability	_____
Certifications	CE; UL listed
Normative	EN60598-1; EN60598-2 and its parts; UL 676; CSA C222 No. 89-15; UL 2108; UL 1598/C250-08

[!] Note: contact the factory for custom CCT, optics, finishes and lengths



960°C A A+ A++

Note:

- Power supplies, control&dimming devices and fixing kits must to be orderd separately. - Aldabra power supply consumption is equal to 15% of the fixture nominal power.
 - Specifications are subject to change without notice. - Photometric data available at www.aldabra.it - Aldabra, all rights reserved.

PATH RECESSED Monochromatic

Mid Power LED 24 Vdc

ALDABRA
L U C E C O N T E M P O R A N E A

Body part number

example: PAT.04.X00.A1.0



Lenght

- PAT.04** 2500 mm / 98.43"

Finishes

- .A1.0** Anodized Aluminium
 .W1.0 Matt White

Notes:


Lighting sources



CCT, Lenght & Power¹

- ACC.0180** 2700K, 5 m / 16,40ft - 75 W
 ACC.0181 3000K, 5 m / 16,40ft - 75 W
 ACC.0182 4000K, 5 m / 16,40ft - 75 W

Installation Accessories



- ACC.0156.0**
Couple of stainless steel end caps for recessed mounted version.



- ACC.0159.0**
Bipolar cable 2x0,75 mm² - 50 m reel.



- ACC.0160.0**
Mini electrical connection for line installation for Path.



- ACC.0161.0**
Mini electrical connection for T installation for Path.



- ACC.0162.0**
Hooks for cable fixing (10 pcs bag) for Path.



- ACC.0183.0**
Couple of end caps for recessed version for Path matt white.



- ACC.0186.0**
Adhesive 2500mm in opal polycarbonate.

General Informations:

Kindly note that atmospheric agents (such as lightnings, etc), electrostatics charges or disturbances on the installation not caused by Aldabra lighting fixtures and Led drivers indicated by Aldabra itself, may cause damages on the fixtures. It is necessary that the electrical installation where the LED lighting fittings and their power supply units and control gears are installed must be equipped with proper devices for the protection and suppression of transient phenomena (SPD, isolation transformer, etc...). Such devices must be coordinated with the other protections of the installation; on this theme, it's necessary to refer to the electrical installations norms which are in force in each country.