

LINEA Symmetric - RGBW

Mid Power LED 24 Vdc - Pitch 8,3 mm

ALDABRA
LUCE CONTEMPORANEA

Submittal

Project: _____ Date: _____

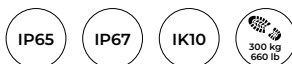
Product Type: _____ Product Code: _____

Ordering Info: _____



Product Description

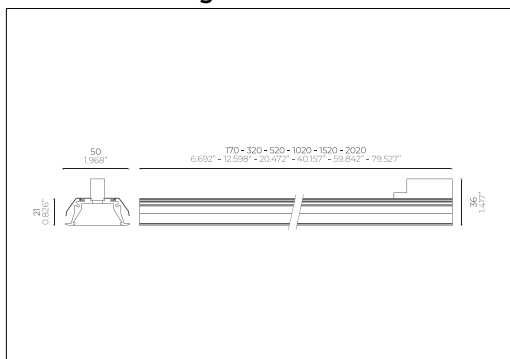
Professional modular recessed linear lighting systems for symmetric or asymmetric illumination. Suitable for indoor, outdoor and underwater applications. Made of extruded aluminum alloy UNI 6060 with a natural anodized finish, and UV-resistant nanopolymer resin that ensures a complete waterproofing and a glasslike finish.



Light Source

Light Source	Mid Power LED LM 80 COMPLIANT
Colour Temperature (CCT) !	RGBW
Pitch	8,3 mm (0.326")
Cutting Pitch	50 mm (1.97")
Power	19,2 W/m (5.85 W/ft)
Colour Rendering Index	> 90
Chromatic Selection	Mac Adam 3-Step
Light Source Efficiency	lm/W
Fixture Luminous Flux	lm/m (lm/ft)
LED Type	_____

Technical Drawing



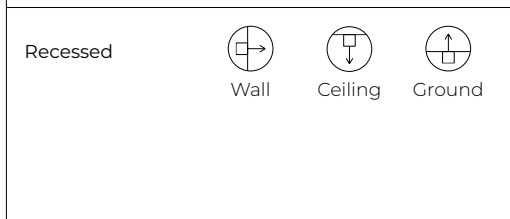
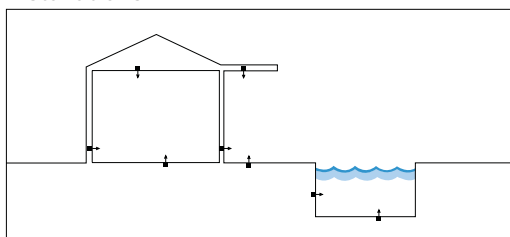
Power Supply

Voltage	24 Vdc Constant Voltage
Dimming	PWM
Control Systems Compatibility	DALI; DMX
Driver	Remote

Fixture

Materials	Anticorodal Aluminium Alloy EN AW-6060; Resin
Body Finishes !	Anodized Aluminium
Weight	1400 g/m (0.940 lb/ft)
Power Supply Cable	1m (3,28ft) - 2xAWG18 (Red;Black) + 3xAWG20 (R/b, G/b, B/b)
Optics !	Symmetric
Diffusers	Opal
Screens	_____

Installations



Temperature and Durability

LED Lifetime T _a 25°C	> 50000 h (TM21 L80 B10 @50000 h)
Fixture Lifetime	> 50000 h
T _a Performance	25°C (77°F)
T _a Operative	-30 ÷ 50 °C (-22 ÷ 122 °F)
Body Temperature	< 90 °C (194 °F)
Surface Temperature	≤ 65 °C (149 °F)

Installation

Electrical Insulation Class	III
IP Protection Degrees	IP65; IP67
Impact Resistance	IK10
Driveability	_____
Walkability	300 kg (660 lb)
Certifications	CE; UL listed
Normative	EN60598-1; EN60598-2 and its parts; UL 676; CSA C222 No. 89-15; UL 2108; UL 1598/C250-08

! Note: contact the factory for custom CCT, optics, finishes and lengths



750°C

AQA STOP FLEX

A A+ A++

Note:

- Power supplies, control&dimming devices and fixing kits must be orderd separately. - Aldabra power supply consumption is equal to 15% of the fixture nominal power. - Specifications are subject to change without notice. - Photometric data available at www.aldabra.it - Aldabra, all rights reserved.

LINEA Symmetric - RGBW

Mid Power LED 24 Vdc - Pitch 8,3 mm

ALDABRA
LUCI CONTEMPORANEA

Part Number

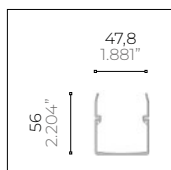
example: [LIN.14.D91A1.0](#)




Lenght & Power ¹	Optical Features ¹	CCT ¹	Finishes ¹
<input type="checkbox"/> LIN.11 170 mm / 0.557 ft - 3 W	<input type="checkbox"/> .D Opal Diffuser	<input type="checkbox"/> 91 RGBW	<input type="checkbox"/> A1.0 Anodized Aluminium
<input type="checkbox"/> LIN.12 320 mm / 1.05 ft - 7 W			
<input type="checkbox"/> LIN.13 520 mm / 1.7 ft - 9,6 W			
<input type="checkbox"/> LIN.14 1020 mm / 3.346 ft - 19,2 W			
<input type="checkbox"/> LIN.15 1520 mm / 4.987 ft - 28,8 W			
<input type="checkbox"/> LIN.16 2020 mm / 6.627 ft - 38,4 W			

Notes: _____

Recessing Box



Type A Anodized Aluminium Trimless Recessing Box

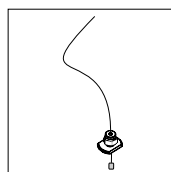


<input type="checkbox"/> CSF.0073.0	520 mm / 1.7 ft
<input type="checkbox"/> CSF.0074.0	1020 mm / 3.346 ft
<input type="checkbox"/> CSF.0075.0	1520 mm / 4.987 ft
<input type="checkbox"/> CSF.0076.0	2020 mm / 6.627 ft

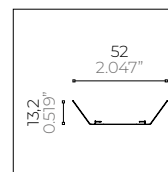
Surface Mounted Installation Accessories



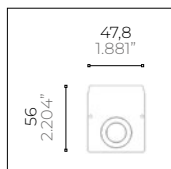
- ACC.0003.0**
Alignment Kit for Recessing Box



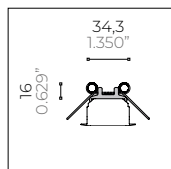
- ACC.0028.0**
Safety Steel Wire for Ceiling Installation for preventing accidental fall



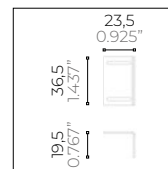
- ACC.0070.0**
Fixing spring for Recessing Box and Shelf for Linea



- ACC.0075.0**
Couple of End Caps for Recessing Box



- ACC.0079.0**
Fixing spring for False Ceiling for Linea



- ACC.0116.0**
Brackets for Recessing Box Kit (4x)

Generic Accessories



- ACC.0005.0**
IP68 Waterproof connection box with gel
4 channels - 3 poles

Kindly note that atmospheric agents (such as lightnings, etc), electrostatics charges or disturbances on the installation not caused by Aldabra lighting fixtures and Led drivers indicated by Aldabra itself, may cause damages on the fixtures. It is necessary that the electrical installation where the LED lighting fittings and their power supply units and control gears are installed must be equipped with proper devices for the protection and suppression of transient phenomena (SPD, isolation transformer, etc...). Such devices must be coordinated with the other protections of the installation; on this theme, it's necessary to refer to the electrical installations norms which are in force in each country.