


**Sequencer - Interfaccia DMX / Sequencer - DMX Interface**

	<b>Codice Code</b>	<b>Voltaggio Voltage</b>	<b>Peso e dimensioni Weight and dimensions</b>	<b>Omologazioni Homologation</b>	<b>Segnale di uscita Exit signal N° Max LED</b>	<b>Rif. schema Scheme diagram</b>
	<b>ECG.0011.0</b>	24 Vdc	100 g (3.52 oz) 110x36,5x62,5 mm 4,33x1,437x2,46 in guida DIN / DIN rail	CE	3 canali 1Amp tensione costante dimmerabile 3 channels 1 Amp constant voltage dimnable (TAB.1)	H1-I1-J1-K1

**1. Tabella di portata massima sequencer RGB Power & Signal  
Sequencer RGB Power & Signal table with maximum load**

**SISTEMI LINEARI / LINEAR SYSTEMS Signal LED**

	<b>monocromatico / monochromatic</b>	<b>RGB</b>
	max 200 m (656 ft) - canale / channel	max 200 m (656 ft)

**SISTEMI LINEARI / LINEAR SYSTEMS Mid Power LED**

	<b>monocromatico / monochromatic</b>	<b>RGB</b>
passo / pitch 5 mm (0,196")	10 m (32.8 ft) - canale / channel	-
passo / pitch 10 mm (0,393")	20 m (65.6 ft) - canale / channel	-
passo / pitch 20 mm (0,787")	40 m (131 ft) - canale / channel	-
passo / pitch 25 mm (0,984")	50 m (164 ft) - canale / channel	-

**SISTEMI LINEARI / LINEAR SYSTEMS Power LED**


	<b>monocromatico / monochromatic</b>	<b>RGB</b>
passo / pitch 33 mm (1,299")	50 m (164 ft) - canale / channel	max 50 m (164 ft)
passo / pitch 50 mm (1,968")	100 m (328 ft) - canale / channel	max 100 m (328 ft)
passo / pitch 100 mm (3,937")	200 m (656 ft) - canale / channel	max 200 m (656 ft)

**PROIETTORI E INCASSI / SPOTS AND DOWNLIGHTS**



	<b>monocromatico / monochromatic</b>	<b>RGB</b>
1÷5 Power LED / 1 High Power LED	max 400 pz - canale / channel	max 400 pz
6÷10 Power LED / 2 High Power LED	max 200 pz - canale / channel	max 200 pz
11÷15 Power LED / 3 High Power LED	max 130 pz - canale / channel	max 130 pz
16÷20 Power LED / 4÷5 High Power LED	max 100 pz - canale / channel	max 100 pz
21÷25 Power LED / 6 High Power LED	max 80 pz - canale / channel	max 80 pz
26÷30 Power LED / 7 High Power LED	max 65 pz - canale / channel	max 65 pz
31÷35 Power LED / 8 High Power LED	max 55 pz - canale / channel	max 55 pz
36÷40 Power LED / 9 High Power LED	max 50 pz - canale / channel	max 50 pz

**Importante:** Utilizzare alimentatori di potenza adeguata  
**Note:** Use power supplies with the correct power

**Interfaccia DMX RDM / 0-10V Multisistema / DMX RDM / 0-10V Multisystem interface**

	<b>Codice Code</b>	<b>Voltaggio Voltage</b>	<b>Peso e dimensioni Weight and dimensions</b>	<b>Omologazioni Homologation</b>	<b>Segnale di uscita Exit signal N° Max LED</b>	<b>Rif. schema Scheme diagram</b>
	<b>ECG.0006.0</b>	24 Vdc	100g (3.52 oz) 90x60x52 mm 3,543x2,362x2,047 in	CE	3 canali 2A tensione costante dimmerabile 3 channels 2A constant voltage dimnable (TAB.2)	H1-I1-J1-K1

**Interfaccia DMX RDM / DMX RDM interface**

	<b>ECG.0005.0</b>	24 Vdc	120g (4.23 oz) 90x72x62 mm 3,543x2,834x2,44 in	CE	350mA corrente costante 1W per canale - 3 canali constant current 1W each channel 3 channels Max 7 LED (21 LED)	L1
	<b>ECG.0008.0</b>	24 Vdc	120g (4.23 oz) 90x72x62 mm 3,543x2,834x2,44 in	CE	500mA corrente costante 1,5W per canale - 3 canali constant current 1,5W each channel 3 channels Max 7 LED (21 LED)	L1

**2. Tabella di portata massima interfaccia DMX/0-10V Multisistema ECG.0006.0  
DMX/0-10V Multisystem interface table with maximum load****SISTEMI LINEARI / LINEAR SYSTEMS Signal LED**

	<b>monocromatico / monochromatic</b>	<b>RGB</b>
	max 400 m (1312 ft) - canale / channel	max 400 m (1312 ft)

**SISTEMI LINEARI / LINEAR SYSTEMS Mid Power LED**

	<b>monocromatico / monochromatic</b>	<b>RGB</b>
passo / pitch 5 mm (0,196")	20 m (65.6 ft) - canale / channel	-
passo / pitch 10 mm (0,393")	40 m (131 ft) - canale / channel	-
passo / pitch 20 mm (0,787")	80 m (262 ft) - canale / channel	-
passo / pitch 25 mm (0,984")	100 m (328 ft) - canale / channel	-

**SISTEMI LINEARI / LINEAR SYSTEMS Power LED**


	<b>monocromatico / monochromatic</b>	<b>RGB</b>
passo / pitch 33 mm (1,299")	100 m (328 ft) - canale / channel	max 100 m (328 ft)
passo / pitch 50 mm (1,968")	200 m (656 ft) - canale / channel	max 200 m (656 ft)
passo / pitch 100 mm (3,937")	400 m (1312 ft) - canale / channel	max 400 m (1312 ft)

**PROIETTORI E INCASSI / SPOTS AND DOWNLIGHTS**



	<b>monocromatico / monochromatic</b>	<b>RGB</b>
1÷5 Power LED / 1 High Power LED	max 800 pz - canale / channel	max 800 pz
6÷10 Power LED / 2 High Power LED	max 400 pz - canale / channel	max 400 pz
11÷15 Power LED / 3 High Power LED	max 260 pz - canale / channel	max 260 pz
16÷20 Power LED / 4÷5 High Power LED	max 200 pz - canale / channel	max 200 pz
21÷25 Power LED / 6 High Power LED	max 160 pz - canale / channel	max 160 pz
26÷30 Power LED / 7 High Power LED	max 130 pz - canale / channel	max 130 pz
31÷35 Power LED / 8 High Power LED	max 110 pz - canale / channel	max 110 pz
36÷40 Power LED / 9 High Power LED	max 100 pz - canale / channel	max 100 pz

**Importante:** Utilizzare alimentatori di potenza adeguata  
**Note:** Use power supplies with the correct power


**Sequencer - Interfaccia DMX / Sequencer - DMX Interface**

	<b>Codice Code</b>	<b>Voltaggio Voltage</b>	<b>Peso e dimensioni Weight and dimensions</b>	<b>Omologazioni Homologation</b>	<b>Segnale di uscita Exit signal N° Max LED</b>	<b>Rif. schema Scheme diagram</b>
	<b>ECG.0007.0</b>	24 Vdc	140 g (4.93 oz) 90x74x55 mm 3,543x2,913x2,165 in	CE	4 canali 2A max per canale tensione costante dimmerabile 4 channels 2A max for channel constant voltage dimnable	N1


**Convertitore DALI / DALI Converter**

	<b>ECG.0028.0</b>	24 Vdc	16 g (0.56 oz) 59x33x15 mm 2,322x1,299x0,59 in	CE	3 canali 1A max per canale tensione costante dimmerabile 3 channels 1A each channel constant voltage dimnable (TAB 1)	I1-J1-K1
	<b>ECG.0016.0</b>	12÷24 Vdc	50 g (1.76 oz) 132x22x19 mm 5,196x0,866x0,748 in	CE	1 canale 2A max per canale tensione costante dimmerabile 1 channel of 2A each constant voltage dimnable (TAB 2)	P1


**Centralina DMX / DMX control gear**

	<b>Codice Code</b>	<b>Voltaggio Voltage</b>	<b>Peso e dimensioni Weight and dimensions</b>	<b>Omologazioni Homologation</b>	<b>Segnale di uscita Exit signal N° Max LED</b>	<b>Rif. schema Scheme diagram</b>
	<b>ECG.0001.0</b>	110÷240Vac 50/60Hz	125 g (4.40 oz) 80x90x40 mm 3,149x3,543x1,574 in	CE	512 indirizzi / addresses	I1-J1-K1-L1-M1-N1


**DMX Splitter**

	<b>ECG.0010.0</b>	100÷240Vac 50/60Hz	20 g (0.70 oz) Ø 53x13 mm Ø 2,086x0,511 in	CE	1 ingresso / input 3 canali di uscita 3 output channels	O1
--	-------------------	-----------------------	--	----	---	----


**Dimmer push button**

	<b>ECG.0003.0</b>	24Vdc	40 g (1.41 oz) 40x42x21 mm 1,574x1,653x0,826 in	CE - IP20 SELV	(TAB 1)	F1
--	-------------------	-------	---	-------------------	---------	----

**Dimmer 0-10V**

	<b>ECG.0002.0</b>	24Vdc	40 g (1.41 oz) 40x42x21 mm 1,574x1,653x0,826 in	CE - IP20 SELV	(TAB 1)	G1
--	-------------------	-------	---	-------------------	---------	----

**Interfaccia USB-DMX/RDM / USB-DMX/RDM Interface**

	<b>ECG.0009.0</b>	5W USB da pc from pc	100 g (3.52 oz) 115xØ 30 mm 4,527xØ 1,181 in	CE	DMX / RDM	I1-J1-K1
--	-------------------	-------------------------------	--	----	-----------	----------