

**PSU.0034.0**



**25W Constant Voltage + Constant Current LED Driver**



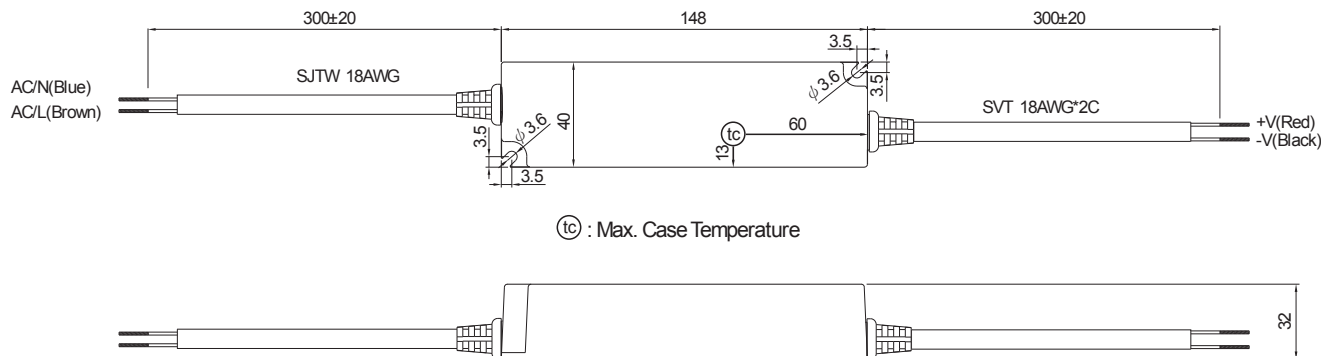
**SPECIFICATION**

<b>OUTPUT</b>	<b>DC VOLTAGE</b>	48V
	<b>CONSTANT CURRENT REGION</b> <small>Note.2</small>	26.4 ~ 48V
	<b>RATED CURRENT</b>	0.53A
	<b>RATED POWER</b> <small>Note.5</small>	25.44W
	<b>RIPPLE &amp; NOISE (max.)</b> <small>Note.3</small>	250mVp-p
	<b>VOLTAGE TOLERANCE</b> <small>Note.4</small>	±4.0%
	<b>LINE REGULATION</b>	±0.5%
	<b>LOAD REGULATION</b>	±0.5%
	<b>SETUP, RISE TIME</b> <small>Note.6</small>	1500ms, 80ms / 115VAC 500ms, 80ms / 230VAC
	<b>HOLD UP TIME (Typ.)</b>	16ms/115VAC 16ms/230VAC
<b>INPUT</b>	<b>VOLTAGE RANGE</b> <small>Note.5</small>	90 ~ 305VAC 127 ~ 431VDC (Please refer to "STATIC CHARACTERISTIC" section)
	<b>FREQUENCY RANGE</b>	47 ~ 63Hz
	<b>POWER FACTOR</b>	PF ≥ 0.97/115VAC, PF ≥ 0.95/230VAC, PF ≥ 0.92/277VAC@full load (Please refer to "POWER FACTOR (PF) CHARACTERISTIC" section)
	<b>TOTAL HARMONIC DISTORTION</b>	THD < 20% (@load ≥ 60%/115VAC, 230VAC; @load ≥ 75%/277VAC) (Please refer to "TOTAL HARMONIC DISTORTION (THD)" section)
	<b>EFFICIENCY (Typ.)</b>	87%
	<b>AC CURRENT</b>	0.4A / 115VAC 0.25A / 230VAC 0.2A/277VAC
	<b>INRUSH CURRENT(Typ.)</b>	COLD START 50A(twidth=200µs measured at 50% Ipeak) at 230VAC; Per NEMA 410
	<b>MAX. No. of PSUs on 16A CIRCUIT BREAKER</b>	12 units (circuit breaker of type B) / 21 units (circuit breaker of type C) at 230VAC
<b>PROTECTION</b>	<b>OVER CURRENT</b>	95 ~ 108% Constant current limiting, recovers automatically after fault condition is removed
	<b>SHORT CIRCUIT</b>	Hiccup mode, recovers automatically after fault condition is removed
	<b>OVER VOLTAGE</b>	54 ~ 63V Shut down and latch off o/p voltage, re-power on to recover
	<b>OVER TEMPERATURE</b>	Shut down o/p voltage, recovers automatically after temperature goes down
	<b>ENVIRONMENT</b>	<b>WORKING TEMP.</b>
<b>MAX. CASE TEMP.</b>		Tcase=+70°C
<b>WORKING HUMIDITY</b>		20 ~ 95% RH non-condensing
<b>STORAGE TEMP., HUMIDITY</b>		-40 ~ +80°C, 10 ~ 95% RH
<b>TEMP. COEFFICIENT</b>		±0.03%/°C (0 ~ 50°C)
<b>VIBRATION</b>		10 ~ 500Hz, 5G 12min./1cycle, period for 72min. each along X, Y, Z axes
<b>SAFETY &amp; EMC</b>	<b>SAFETY STANDARDS</b>	UL8750, CSA C22.2 No. 250.0-08; ENEC EN61347-1, EN61347-2-13 independent, EN62384, J61347-1, J61347-2-13, EAC TP TC 004, IP67 approved ;Design refer to UL60950-1, TUV EN60950-1
	<b>WITHSTAND VOLTAGE</b>	I/P-O/P:3.75KVAC
	<b>ISOLATION RESISTANCE</b>	I/P-O/P:100M Ohms / 500VDC / 25°C / 70% RH
	<b>EMC EMISSION</b> <small>Note.8</small>	Compliance to EN55015, EN61000-3-2 Class C (@load ≥ 50%) ; EN61000-3-3, EAC TP TC 020
<b>OTHERS</b>	<b>EMC IMMUNITY</b>	Compliance to EN61000-4-2, 3, 4, 5, 6, 8, 11; EN61547, light industry level (surge immunity Line-Line 2KV), EAC TP TC 020
	<b>MTBF</b>	473.4Khrs min. MIL-HDBK-217F (25°C)
	<b>DIMENSION</b>	148*40*32mm (L*W*H)

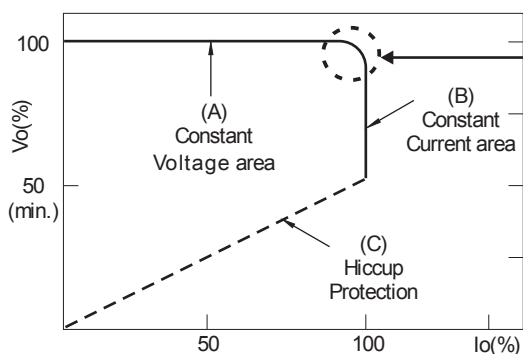
**PSU.0034.0**

**MECHANICAL SPECIFICATION**

Unit:mm



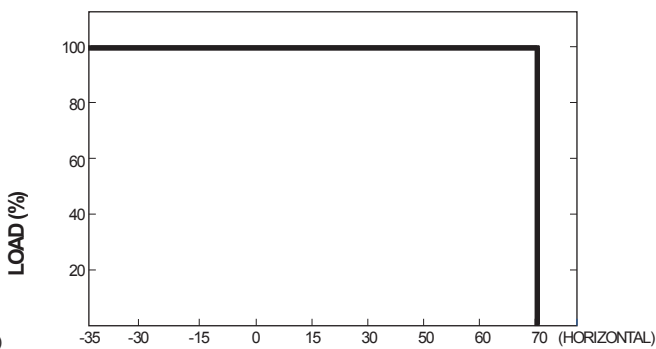
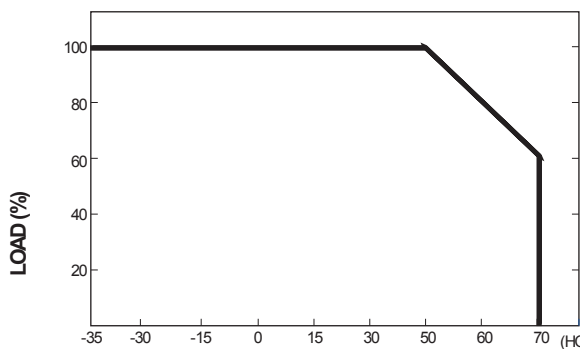
**DRIVING METHODS OF LED MODULE**



In the constant current region, the highest voltage at the output of the driver depends on the configuration of the end systems.

Typical output current normalized by rated current (%)

**OUTPUT LOAD vs TEMPERATURE**



AMBIENT TEMPERATURE, Ta (°C)

Tcase (°C)