



1W 350 mA CONTROLLO DI CORRENTE / 1W 350 mA CURRENT CONTROLLER

	Codice Code	Vtaggio Voltage	Peso e dimensioni Weight and dimensions	Omologazioni Homologation	N° Min - Max LED	Rif. schema Scheme diagram
	ECG.0012.0	24Vdc	10g Ø12x65 mm	IP65 - CE SELV	Min 1 - Max 5 LED Max 1 High Power LED dimmerabile <i>dimnable</i>	E1

1,5W 500 mA CONTROLLO DI CORRENTE / 1,5W 500 mA CURRENT CONTROLLER

	Codice Code	Vtaggio Voltage	Peso e dimensioni Weight and dimensions	Omologazioni Homologation	N° Min - Max LED	Rif. schema Scheme diagram
	ECG.0014.0	24Vdc	10g Ø12x65 mm	IP65 - CE SELV	Min 1 - Max 5 LED Max 1 High Power LED dimmerabile <i>dimnable</i>	E1

SEQUENCER - INTERFACCIA DMX / SEQUENCER - DMX INTERFACE

	Codice Code	Voltaggio Voltage	Peso e dimensioni Weight and dimensions	Omologazioni Homologation	Segnale di uscita Exit signal	Rif. schema Scheme diagram
	ECG.0011.0	24Vdc	100g 110x36,5x62,5 mm guida DIN / DIN rail	CE	3 canali 1A tensione costante dimmerabile 3 channels 1A constant voltage dimmmable (TAB. 1)	H1/I1/J1/K1


1. TABELLA DI PORTATA MASSIMA SEQUENCER RGB SEQUENCER RGB TABLE WITH MAXIMUM LOAD

	monocromatico / monochromatic	RGB
Sistemi lineari / linear systems Signal LED		
	max 200m - canale / channel	max 200m
Sistemi lineari / linear systems Mid Power LED		
passo / pitch 5 mm	10m - canale / channel	-
passo / pitch 10 mm	20m - canale / channel	-
passo / pitch 20 mm	40m - canale / channel	-
passo / pitch 25 mm	50m - canale / channel	-
Sistemi lineari / linear systems Power LED		
passo / pitch 33 mm	50m - canale / channel	max 50m
passo / pitch 50 mm	100m - canale / channel	max 100m
passo / pitch 100 mm	200m - canale / channel	max 200m
Proiettori e incassi / spots and downlights		
1÷5 Power LED / 1 High Power LED	max 400pz - canale / channel	max 400pz
6÷10 Power LED / 2 High Power LED	max 200pz - canale / channel	max 200pz
11÷15 Power LED / 3 High Power LED	max 130pz - canale / channel	max 130pz
16÷20 Power LED / 4÷5 High Power LED	max 100pz - canale / channel	max 100pz
21÷25 Power LED / 6 High Power LED	max 80pz - canale / channel	max 80pz
26÷30 Power LED / 7 High Power LED	max 65pz - canale / channel	max 65pz
31÷35 Power LED / 8 High Power LED	max 55pz - canale / channel	max 55pz
36÷40 Power LED / 9 High Power LED	max 50pz - canale / channel	max 50pz



Note / notes

Utilizzare alimentatori di potenza adeguata / use power supplies with the correct power

INTERFACCIA DMX RDM - TENSIONE COSTANTE 24 Vdc / DMX RDM INTERFACE - 24 Vdc CONSTANT VOLTAGE

	Codice Code	Voltaggio Voltage	Peso e dimensioni Weight and dimensions	Omologazioni Homologation	Segnale di uscita Exit signal	Rif. schema Scheme diagram
	ECG.0006.0	24Vdc	100g 90x60x52 mm	CE	3 canali 2A tensione costante dimmerabile 3 channels 2A constant voltage dimmmable (TAB. 2)	I1/J1/K1

INTERFACCIA DMX RDM - CORRENTE COSTANTE / DMX RDM INTERFACE - CONSTANT CURRENT

	ECG.0005.0	24Vdc	120g 90x72x62 mm	CE	350 mA corrente costante 1W per canale - 4 canali 1W each channel 4 channels constant current Max 7 LED (21 LED)	L1
	ECG.0008.0	24Vdc	120g 90x72x62 mm	CE	500 mA corrente costante 1,5W per canale - 4 canali 1,5W each channel 4 channels constant current Max 7 LED (21 LED)	L1


2. TABELLA DI PORTATA MASSIMA INTERFACCIA DMX - RDM TENSIONE COSTANTE ECG.0006.0
DMX - RDM CONSTANT VOLTAGE INTERFACE TABLE WITH MAXIMUM LOAD

	monocromatico / monochromatic	RGB
Sistemi lineari / linear systems Signal LED		
	max 400m - canale / channel	max 400m
Sistemi lineari / linear systems Mid Power LED		
passo / pitch 5 mm	20m - canale / channel	-
passo / pitch 10 mm	40m - canale / channel	-
passo / pitch 20 mm	80m - canale / channel	-
passo / pitch 25 mm	100m - canale / channel	-
Sistemi lineari / linear systems Power LED		
passo / pitch 33 mm	100m - canale / channel	max 100m
passo / pitch 50 mm	200m - canale / channel	max 200m
passo / pitch 100 mm	400m - canale / channel	max 400m
Proiettori e incassi / spots and downlights		
1÷5 Power LED / 1 High Power LED	max 800pz - canale / channel	max 800pz
6÷10 Power LED / 2 High Power LED	max 400pz - canale / channel	max 400pz
11÷15 Power LED / 3 High Power LED	max 260pz - canale / channel	max 260pz
16÷20 Power LED / 4÷5 High Power LED	max 200pz - canale / channel	max 200pz
21÷25 Power LED / 6 High Power LED	max 160pz - canale / channel	max 160pz
26÷30 Power LED / 7 High Power LED	max 130pz - canale / channel	max 130pz
31÷35 Power LED / 8 High Power LED	max 110pz - canale / channel	max 110pz
36÷40 Power LED / 9 High Power LED	max 100pz - canale / channel	max 100pz

Note / notes

Utilizzare alimentatori di potenza adeguata / use power supplies with the correct power



SEQUENCER - INTERFACCIA DMX / SEQUENCER - DMX INTERFACE

	Codice Code	Voltaggio Voltage	Peso e dimensioni Weight and dimensions	Omologazioni Homologation	Segnale di uscita Exit signal	Rif. schema Scheme diagram
	ECG.0007.0	24Vdc	140g 90x74x55 mm	CE	4 canali 2A max per canale tensione costante dimmerabile 4 channels of 2A each constant voltage dimnable (TAB 2)	N1


Note / notes

Portata massima come ECG.0006.0 (TAB. 2) / maximum load like ECG.0006.0 (TAB. 2)


CONVERTITORE DALI / DALI CONVERTER

	ECG.0028.0	24Vdc	16g 59x33x15 mm	CE	3 canali 1A max per canale tensione costante dimmerabile 3 channels of 1A each constant voltage dimnable (TAB 1)	I1/J1/K1
	ECG.0016.0	12÷24Vdc	50g 132x22X19 mm	CE	1 canale 2A max per canale tensione costante dimmerabile 1 channel of 2A each constant voltage dimnable (TAB 2)	P1


CENTRALINA DMX / DMX CONTROL GEAR

	Codice Code	Vtaggio Voltage	Peso e dimensioni Weight and dimensions	Omologazioni Homologation	Segnale di uscita Exit signal	Rif. schema Scheme diagram
	ECG.0001.0	110÷240Vac 50/60Hz	125g 80x90x40 mm	CE	512 indirizzi 512 addresses	I1/J1/K1/L1/ M1/N1/O1


DMX SPLITTER

	ECG.0010.0	110÷240Vac 50/60Hz	630g 176x126x75 mm	CE	1 ingresso 3 canali di uscita 1 input 3 output channels	O1
---	-------------------	-----------------------	-----------------------	----	--	----

DIMMER PUSH BUTTON

	ECG.0003.0	24Vdc	40g 40x42x21 mm	CE - IP20 SELV	1 canale 1A max tensione costante dimmerabile 1 channel - 1A constant voltage dimnable (TAB 1)	F1
---	-------------------	-------	--------------------	-------------------	---	----

DIMMER 0-10V

	ECG.0002.0	24Vdc	40g 40x42x21 mm	CE - IP20 SELV	1 canale 1A max tensione costante dimmerabile 1 channel - 1A constant voltage dimnable (TAB 1)	G1
--	-------------------	-------	--------------------	-------------------	---	----

INTERFACCIA USB DMX RDM / USB DMX RDM INTERFACE

	ECG.0009.0	5W USB da pc from pc	100g 115xØ 30 mm	CE	DMX - RDM	I1/J1/K1
--	-------------------	-------------------------------	---------------------	----	-----------	----------