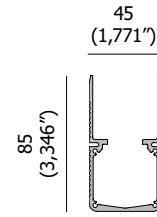


CASSEFORME / RECESSING BOXES

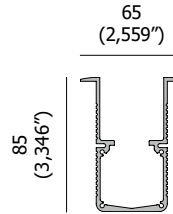
Tipo / type A

- CSF.0053.0** Cassaforma senza bordo / trimless recessing box 520 mm (20,472")
- CSF.0054.0** Cassaforma senza bordo / trimless recessing box 1020 mm (40,157")
- CSF.0055.0** Cassaforma senza bordo / trimless recessing box 1520 mm (59,842")
- CSF.0056.0** Cassaforma senza bordo / trimless recessing box 2020 mm (79,527")



Tipo / type B

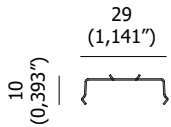
- CSF.0057.0** Cassaforma con bordo / recessing box with trim 520 mm (20,472")
- CSF.0058.0** Cassaforma con bordo / recessing box with trim 1020 mm (40,157")
- CSF.0059.0** Cassaforma con bordo / recessing box with trim 1520 mm (59,842")
- CSF.0060.0** Cassaforma con bordo / recessing box with trim 2020 mm (79,527")



ACCESSORI / ACCESSORIES

ACC.0077.0

molla di fissaggio
fixing spring



Consigli per applicazione con molle
Advices for springs application

Applicazione a terra / Floor installation

- 2 molle / springs: 520mm (20,472") - 1020 mm (40,157")
- 3 molle / springs: 1520mm (59,842") - 2020 mm (79,527")

Applicazione a soffitto / Ceiling installation

- 3 molle / springs: 520mm (20,472") - 1020 mm (40,157")
- 4 molle / springs: 1520mm (59,842") - 2020 mm (79,527")

ACC.0003.0

kit di allineamento casseforme tipo A e B
alignment kit for housing boxes type A and B



ACC.0064.0

coppia di testate per cassaforma
couple of end caps for recessing box



ACC.0019.0

attrezzo per estrazione modulo da cassaforma
tool for pulling out the module from the housing box

ACC.0028.0

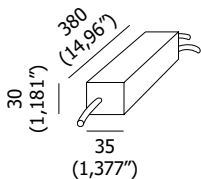
cavetto di sicurezza per montaggio a soffitto
safety steel wire for ceiling installation for preventing accidental fall

ACC.0082.0

kit staffe di fissaggio box di alimentazione
power supply box fixing brackets

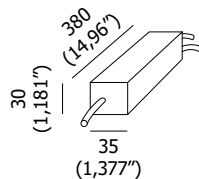
ACC.0027.1

box di alimentazione 220-240 Vac 50/60 Hz
30W SELV - ENEC - CE - IP67
power supply box 220-240 Vac 50/60 Hz
30W SELV - ENEC - CE - IP67



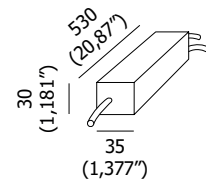
ACC.0029.1

box di alimentazione 220-240 Vac 50/60 Hz
60W SELV - ENEC - CE - IP67
power supply box 220-240 Vac 50/60 Hz
60W SELV - ENEC - CE - IP67



ACC.0078.1

box di alimentazione 220-240 Vac 50/60 Hz
100W SELV - ENEC - CE - IP67
power supply box 220-240 Vac 50/60 Hz
100W SELV - ENEC - CE - IP67



Note / notes

Versioni dimmerabili 1-10 V disponibili su richiesta / Dimmable 1-10 V versions available on request