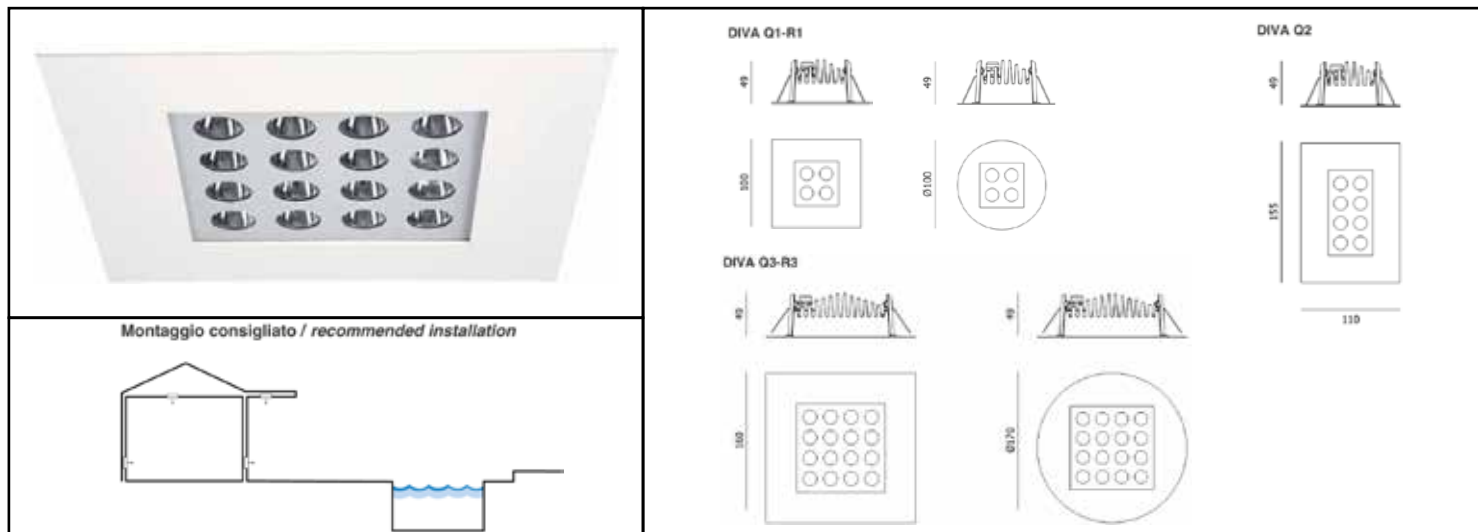


DIVA Monochromatic DATA-SHEET



PRODUCT DESCRIPTION:

Family of recessed downlights suitable for indoor and outdoor settings, available in square, rectangular and round versions. Body die cast aluminium finished white sablé or black sablé with 3mm tempered glass. UV resistance of all materials.

TECHNICALS FEATURES:

Materials	Die cast aluminium
Front Finishes	White sablé or black sablé
Power Supply	24 Vdc constant voltage ($\pm 5\%$)
Power	7W ; 13W ; 24W
Light Source	Power LED
Color Temperature	2700 K ; 3000K ; 4000K
Ra	> 80
Chromatic Selection	Mac-Adam 2-step
Lifetime	> 50000 h (TM21)
Optics	Narrow beam 13° ; medium beam 23° ; wide beam 35°
Tc metal body	< 90 °C
Ta operating temperature	- 30 ÷ 50 °C
Functions	On/Off ; dimmable
Cable	AWM style 20233 2xAWG18 (Red;Black)+1xAWG20 (Violet) L. 1 m.
Weigth	Q1-R1:350 g ; Q2: 500 g ; Q3-R3: 800 g
Installations	Recessed (wall, ceiling) - wall recess only in plasterboard
Norms	60598-1 ; 60598-2 and its parts



NOTE:

Power supplies, control&dimming devices and fixing kits must to be orderd separately. Aldabra power supply consumption is equal to 15% of the fixture nominal power. Photometric data available at www.aldabra.it

DIVA Monochromatic DATA-SHEET

GENERAL FEATURES:

	version	power (W)
DIV.01.XXXXX.X	Q1	7
DIV.02.XXXXX.X	R1 (round)	7
DIV.03.XXXXX.X	Q2	13
DIV.04.XXXXX.X	Q3	24
DIV.05.XXXXX.X	R3 (round)	24

OPTICAL FEATURES:

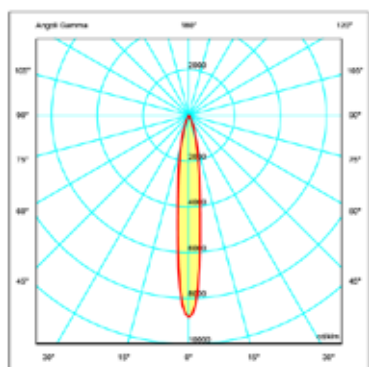
DIV.XX.MXXXX.X	Narrow beam 13°
DIV.XX.FXXXX.X	Medium beam 23°
DIV.XX.WXXXX.X	Wide beam 35°

LED FEATURES:

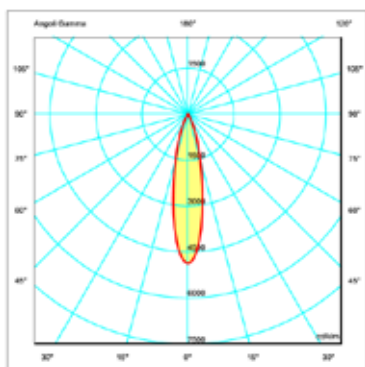
	Power LED	lm/W	Ra	Chromatic selection
DIV.XX.X27XX.X	2700K warm white	105	>80	MacAdam 2-step
DIV.XX.X30XX.X	3000K warm white	118	>80	MacAdam 2-step
DIV.XX.X40XX.X	4000K neutral white	130	>80	MacAdam 2-step

FINISHES FEATURES:

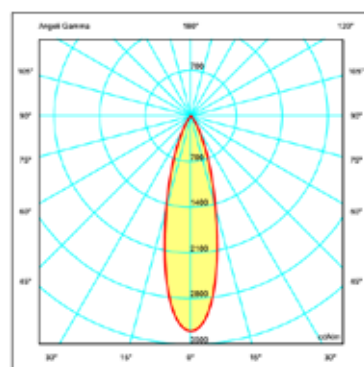
DIV.XX.XXXW2.X	White sablé
DIV.XX.XXXB2.X	Black sablé



narrow beam 13°



medium beam 23°

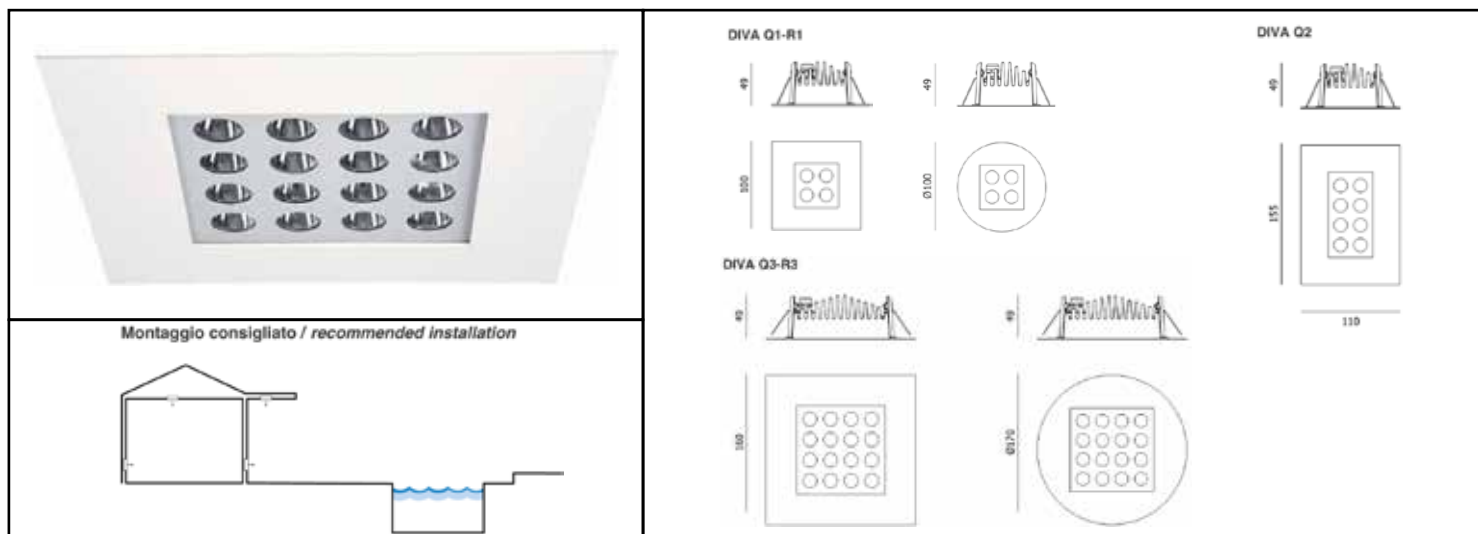


wide beam 35°

GENERAL INFORMATIONS:

Kindly note that atmospheric agents (such as lightnings, etc) , electrostatics charges or disturbances on the installation not caused by Aldabra lighting fixtures and Led drivers indicated by Aldabra itself, may cause damages on the fixtures. It is necessary that the electrical installation where the LED lighting fittings and their power supply units and control gears are installed must be equipped with proper devices for the protection and suppression of transient phenomena (SPD, isolation transformer, etc...). Such devices must be coordinated with the other protections of the installation; on this theme, it's necessary to refer to the electrical installations norms which are in force in each country.

DIVA RGB DATA-SHEET



PRODUCT DESCRIPTION:

Family of recessed downlights suitable for indoor and outdoor settings, available in square, rectangular and round versions. Body die cast aluminium finished white sablé or black sablé with 3mm tempered glass. UV resistance of all materials.

TECHNICALS FEATURES:

Materials	Die cast aluminium
Front Finishes	White sablé or black sablé
Power Supply	24 Vdc constant voltage ($\pm 5\%$)
Power	9W ; 15W ; 24W
Light Source	Power LED
Dominant Wavelength	R=622nm, G=530nm, B=470nm
Lifetime	> 50000 h (L80B20)
Optics	Narrow beam 10° ; medium beam 22° ; wide beam 40°
Tc metal body	< 90 °C
Ta operating temperature	- 30 ÷ 50 °C
Functions	On/Off ; dimmable
Cable	AWM style 20233 2xAWG18 (Red;Black)+3xAWG20 (R/b, G/b, B/b) L. 1 m.
Weigth	Q1-R1:350 g ; Q2: 500 g ; Q3-R3: 800 g
Installations	Recesed (wall, ceiling) - wall recess only in plasterboard
Norms	60598-1 ; 60598-2 and its parts



NOTE:

Power supplies, control&dimming devices and fixing kits must to be orderd separately. Aldabra power supply consumption is equal to 15% of the fixture nominal power. Photometric data available at www.aldabra.it

DIVA RGB DATA-SHEET

GENERAL FEATURES:

	version	power (W)
DIV.01.XXXXX.X	Q1	9
DIV.02.XXXXX.X	R1 (round)	9
DIV.03.XXXXX.X	Q2	15
DIV.04.XXXXX.X	Q3	24
DIV.05.XXXXX.X	R3 (round)	24

OPTICAL FEATURES:

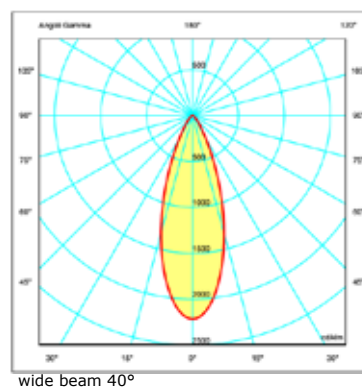
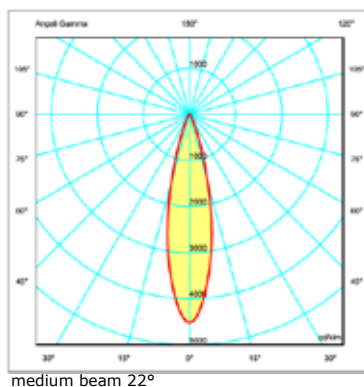
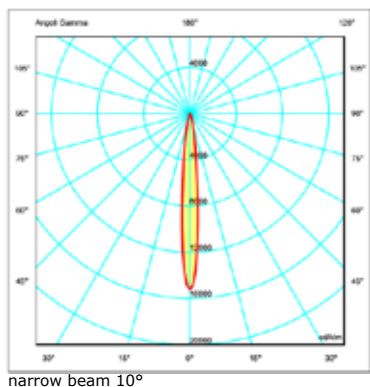
DIV.XX. M XXXX.X	Narrow beam 10°
DIV.XX. F XXXX.X	Medium beam 22°
DIV.XX. W XXXX.X	Wide beam 40°

LED FEATURES:

	Power LED
DIV.XX.X 90 XX.X	R, G, B

FINISHES FEATURES:

DIV.XX.XXX W2 .X	White sablé
DIV.XX.XXX B2 .X	Black sablé

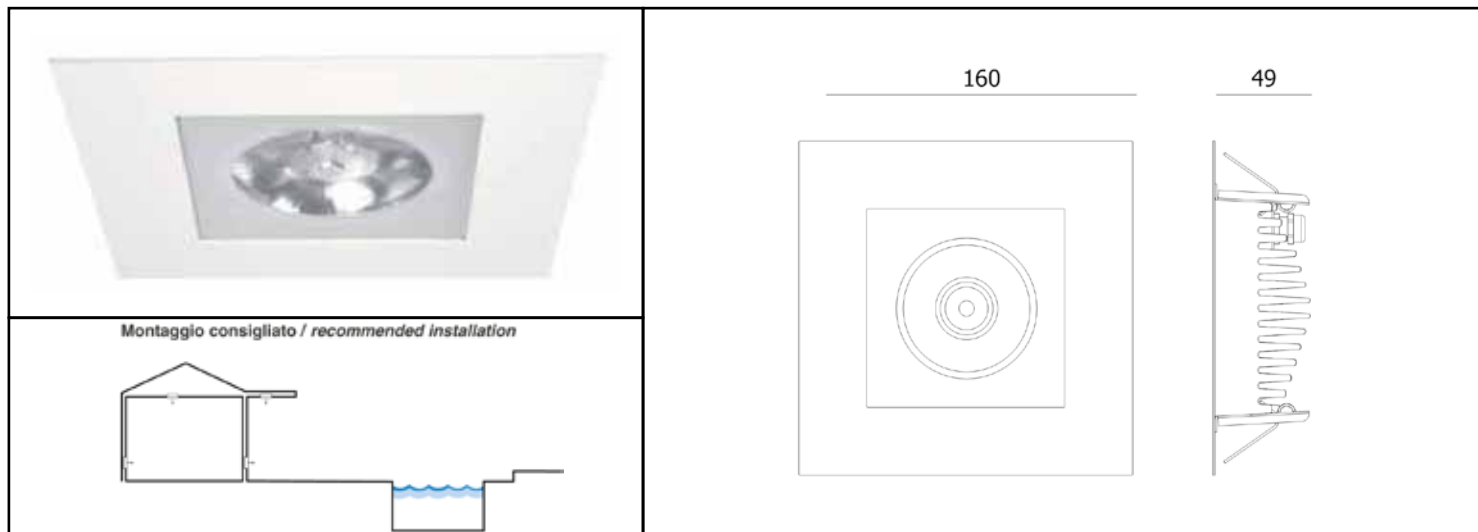


GENERAL INFORMATIONS:

Kindly note that atmospheric agents (such as lightnings, etc) , electrostatics charges or disturbances on the installation not caused by Aldabra lighting fixtures and Led drivers indicated by Aldabra itself, may cause damages on the fixtures. It is necessary that the electrical installation where the LED lighting fittings and their power supply units and control gears are installed must be equipped with proper devices for the protection and suppression of transient phenomena (SPD, isolation transformer, etc...). Such devices must be coordinated with the other protections of the installation; on this theme, it's necessary to refer to the electrical installations norms which are in force in each country.

DIVA ONE Monochromatic

DATA-SHEET



PRODUCT DESCRIPTION:

Family of recessed downlights suitable for indoor and outdoor settings, available in square, rectangular and round versions. Body die cast aluminium finished white sablé or black sablé with 3mm tempered glass. UV resistance of all materials.

TECHNICALS FEATURES:

Materials	Die cast aluminium ; 3mm tempered glass resistant to thermal shocks and impact
Front Finishes	White sablé or black sablé
Power Supply	500 mA constant current
Power	20W
Light Source	COB LED
Color Temperature	2700 K ; 3000K ; 4000K
Ra	> 80
Chromatic Selection	Mac-Adam 3-step
Lifetime	> 50000 h (TM21)
Optics	Narrow beam 11° ; medium beam 22° ; wide beam 37°
Tc metal body	< 90 °C
Ta operating temperature	- 30 ÷ 50 °C
Functions	On/Off ; dimmable
Cable	AWM STYLE 20233 2xAWG18 Red, Black with AQASTOP FLEX Ø5,2 mm L.1 m
Weigth	800 g
Installations	Recessed (wall, ceiling) - wall recess only in plasterboard
Norms	60598-1 ; 60598-2 and its parts



AQASTOP Only for constant current versions



NOTE:

Power supplies, control&dimming devices and fixing kits must to be orderd separately. Aldabra power supply consumption is equal to 15% of the fixture nominal power. Photometric data available at www.aldabra.it

DIVA ONE Monochromatic DATA-SHEET

GENERAL FEATURES:

	version	power (W)
DIV.06.XXXXX.X	Q3 ONE	20

OPTICAL FEATURES:

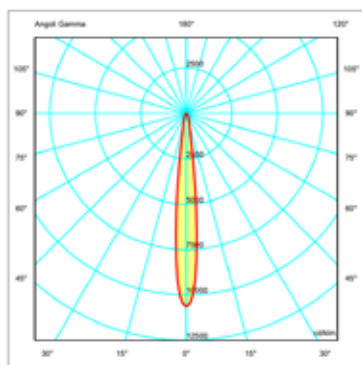
DIV.XX. M XXXX.X	Narrow beam 11°
DIV.XX. F XXXX.X	Medium beam 22°
DIV.XX. W XXXX.X	Wide beam 37°

LED FEATURES:

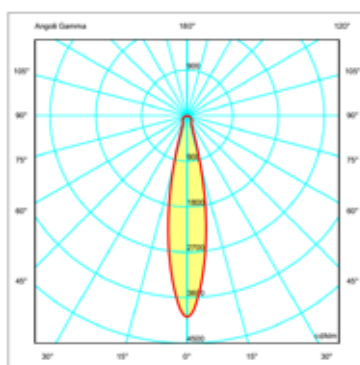
	COB LED	lm/W	Ra	Chromatic selection
DIV.XX.X 27 XX.X	2700K warm white	130	>80	MacAdam 3-step
DIV.XX.X 30 XX.X	3000K warm white	140	>80	MacAdam 3-step
DIV.XX.X 40 XX.X	4000K neutral white	150	>80	MacAdam 3-step

FINISHES FEATURES:

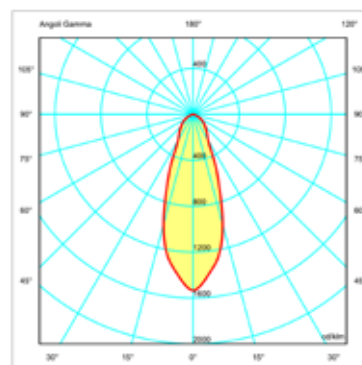
DIV.XX.XXX W2 .X	White sablé
DIV.XX.XXX B2 .X	Black sablé



narrow beam 11°



medium beam 22°



wide beam 37°

GENERAL INFORMATIONS:

Kindly note that atmospheric agents (such as lightnings, etc) , electrostatics charges or disturbances on the installation not caused by Aldabra lighting fixtures and Led drivers indicated by Aldabra itself, may cause damages on the fixtures. It is necessary that the electrical installation where the LED lighting fittings and their power supply units and control gears are installed must be equipped with proper devices for the protection and suppression of transient phenomena (SPD, isolation transformer, etc...). Such devices must be coordinated with the other protections of the installation; on this theme, it's necessary to refer to the electrical installations norms which are in force in each country.