

GAMMA Monochromatic

Power LED 350-500 mA

ALDABRA
LUCE CONTEMPORANEA

Submittal

Project: _____ Data: _____
 Product Type: _____ Product Code: _____
 Ordering Info: _____



Product Description

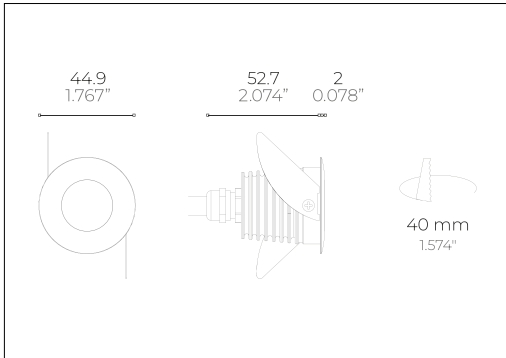
Fixed recessed luminaire with no visible screws on the front panel. Suitable for indoor and outdoor applications. Made of machined aluminum and glass screen. Available with satin stainless steel or aluminum finishes.



Light Source

Light Source	High Power LED LM 80 COMPLIANT
Colour Temperature ¹	2700K; 3000K; 4000K
Power	1 - 1,5 W
Colour Rendering Index	> 90
Chromatic Selection	Mac Adam 2-Step
Light Source Efficiency	lm/W
Fixture Luminous Flux	lm
Central Beam Candle Power (CBCP)	—
LED Type	—

Technical Drawing



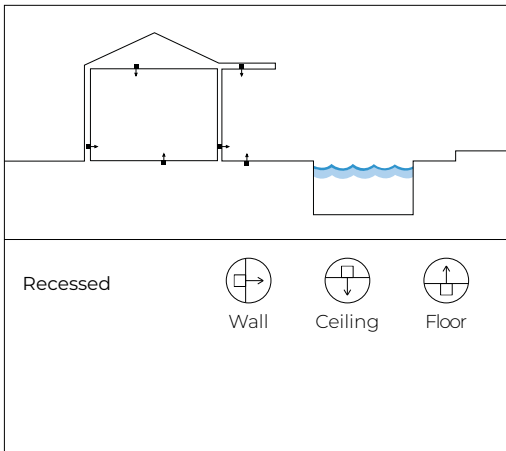
Power Supply

Voltage	350 - 500 mA
Dimming	PWM
Dimming Systems Compatibility	0 - 10V; 1 - 10V; DALI; DMX
Driver	Remote

Fixture

Materials	Anticorodal Aluminium Alloy UNI 6060; Glass
Body Finishes ¹	Anodized Aluminium; Satin Stainless Steel
Weight	140 g (0.310 lb)
Power Supply Cable	0,5 m (1,64 ft) - 2xAWG18 (Red;Black)
Optics ¹	Narrow 9°; Medium 24°; Wide 43°
Diffusers	Satin; Transparent
Screens	—

Installation



Temperature and Durability

LED Lifetime T ₈₀ 25°C	> 50000 h (TM21 L80 B10 @50000 h)
Fixture Lifetime	> 50000 h
T ₈₀ Performance	25°C (77°F)
T ₈₀ Operative	-30 ÷ 50 °C (-22 ÷ 122 °F)
Body Temperature	< 90 °C (194 °F)
Surface Temperature	≤ 65 °C (149 °F)

Installation

Electrical Insulation Class	III
IP Protection Degrees	IP66/IP67
Impact Resistance	IK10
Driveability	—
Walkability	300 Kg (661 lb)
Certifications	CE
Normative	EN60598-1 ; EN60598-2 and its parts

¹ Note: contact the factory for custom CCT, optics, finishes and lengths



960°C

AQA STOP FLEX

A A+ A++

Note:

- Power supplies, control&dimming devices and fixing kits must be ordered separately. - Aldabra power supply consumption is equal to 15% of the fixture nominal power. - Specifications are subject to change without notice. - Photometric data available at www.aldabra.it - Aldabra, all rights reserved.

Part Number

example: **GAM.01.F30A1.0**



Dimensions & Power ¹

- GAM.01** Ø44,9 x 54,7 mm - 1 - 1,5 W
Ø1.767" x 2.153" - 1 - 1,5 W

Optical Features ¹

- H** Comfort Optic 8°
- M** Narrow 9°
- F** Medium 24°
- W** Wide 43°
- S** Satin Diffuser
- T** Transparent Diffuser

CCT ¹

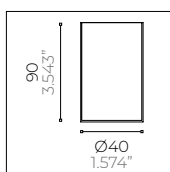
- 27** 2700K
- 30** 3000K
- 40** 4000K

Finishes ¹

- A1.0** Anodized Aluminium
- S1.0** Satin Stainless Steel

Notes: _____

Recessing Box



Type A

Standard Recessing Box



- CSF.0012.0**

Ø40 x 90 mm
Ø1.574" x 3.543"

Generic Accessories



- ACC.0005.0**
IP68 Waterproof connection
box with gel
4 channels - 3 poles

General Informations:

Kindly note that atmospheric agents (such as lightnings, etc), electrostatics charges or disturbances on the installation not caused by Aldabra lighting fixtures and Led drivers indicated by Aldabra itself, may cause damages on the fixtures. It is necessary that the electrical installation where the LED lighting fittings and their power supply units and control gears are installed must be equipped with proper devices for the protection and suppression of transient phenomena (SPD, isolation transformer, etc...). Such devices must be coordinated with the other protections of the installation; on this theme, it's necessary to refer to the electrical installations norms which are in force in each country.